


Digital Access to 2m FM Repeater



We have added the opportunity for anyone with a C4FM radio to transmit in digital on the 2m (146.940) repeater using DG-ID 01 while listening on FM. Everyone on the frequency will hear that transmission on FM. Why do that?

Weak signals on FM will be better on digital much more understandable / readable than the same radio on FM. The following is intended to help members set this up **IF THEY SO CHOOSE**.

***Access to the 146.940 repeater on FM has NOT changed.
These settings are optional.***



This radio (FT-70) is currently on memory channel 12 and has been labeled "DR 1" for our 146.940MHz repeater. It is on FM on the left side. On the right, we have enabled AMS by long pressing the AMS button.



Next, short press the AMS key again and change the Tx AUT (Transmit Auto) to Tx Digital.


If you haven't yet set DG-ID 01 you can do that by long pressing the MODE button and change it to T01 R01.

When on this channel it will transmit on DN (digital narrow) DG-ID 01 and receive on FM.



Check for additional manuals for your radio at: www.yaesu.com/

Digital Access to 2m FM Repeater



On the FT-5, we have the 146.940 repeater frequency setup with both DN and Tone Squelch PL Tone 107.2.

When you press the MODE button you can move from FM to DN to VW and back to FM. When there's a line above FM or DN the radio is in AMS mode. (Red circle)


By changing the TX from AUTO to DN (Yellow Circle) this will cause this channel to transmit in on DN and receive on FM.



If you haven't already, short press the F Menu key and select DG-ID then adjust the TX and RX to 01.

Press the back button to return to the normal screen.

Now you will transmit in digital while the radio is in AMS mode and listen on FM without doing anything else.



***Access to the 146.940 repeater on FM has NOT changed.
These settings are optional.***

Check for additional manuals for your radio at: www.yaesu.com/

Digital Access to 2m FM Repeater



On an FTM-300, the channel is set to 146.940 repeater frequency setup with both DN and Tone Squelch PL Tone 107.2.



When you long press the GM key, change the Tx and Rx to 01.

Long press the F Setup button, select Digital, then AMS TX Mode. Select TX DN FIXED. Press back to get back out to the main screen.



Once again, when DN or FM has a line over it, you're in AMS mode. Adjust mode by short pressing the Dx key. Anytime you transmit on an AMS selected frequency you will transmit on DN (Digital Narrow).

**Access to the 146.940 repeater on FM has NOT changed.
These settings are optional.**